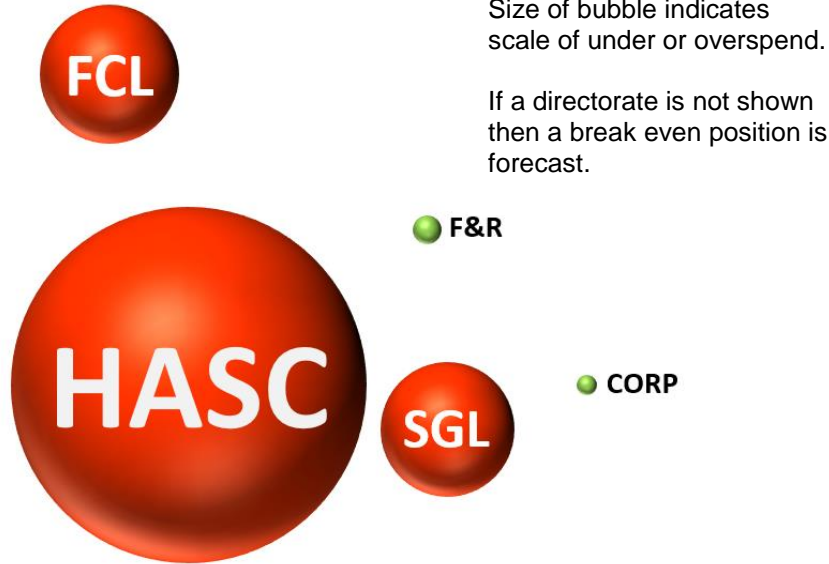
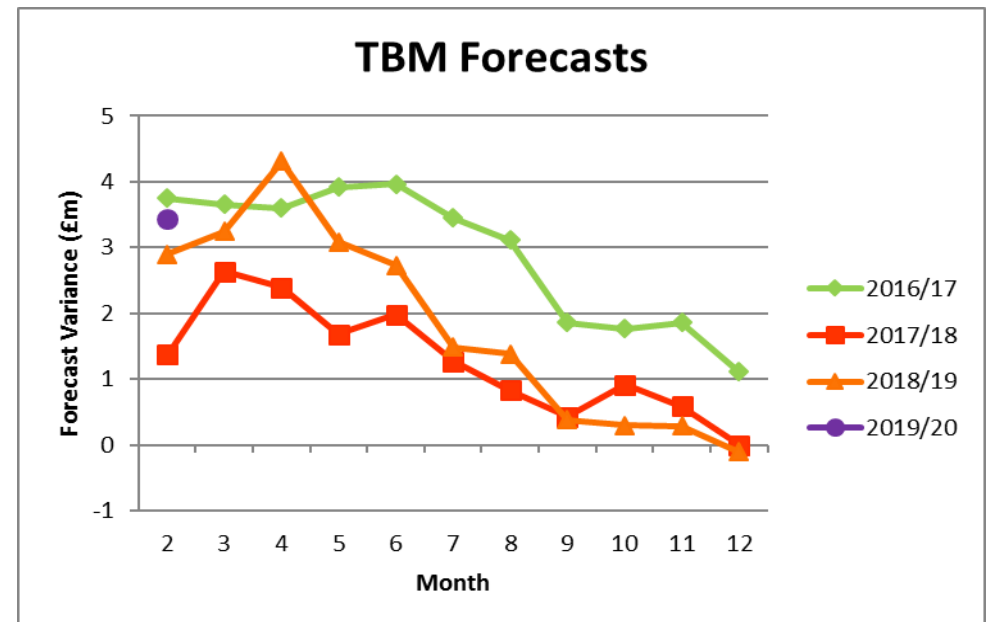


## Appendix 1 - Financial Dashboard Summary

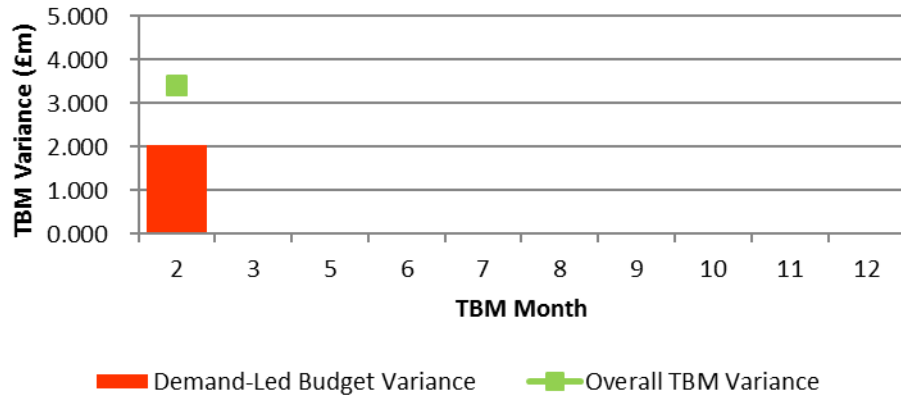


### Direction of Travel

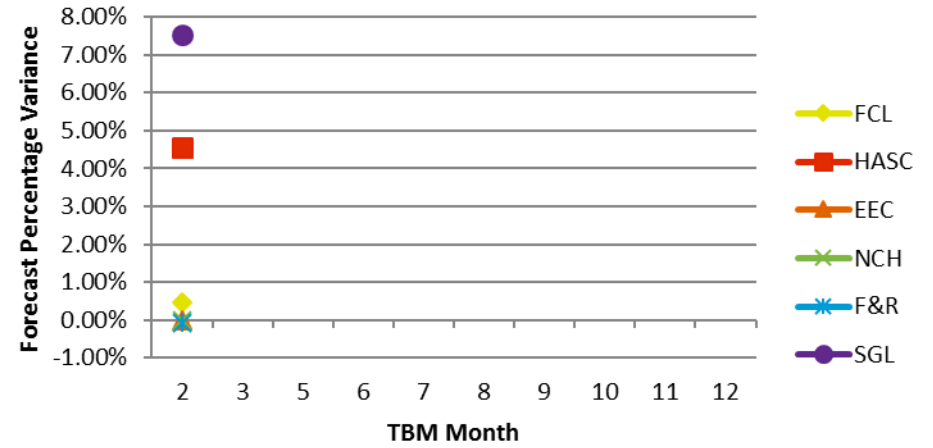
Directorate/Fund	Forecast Variance Month 2	Forecast Variance Month 2	RAG Rating Month 2
	£'000	%	
<b>General Fund Services:</b>			
Families, Children & Learning	407	0.5%	Red
Health & Adult Social Care	2,668	4.5%	Red
Economy, Environment & Culture	0	0.0%	Green
Neighbourhood, Communities & Housing	0	0.0%	Green
Finance & Resources	(16)	-0.1%	Green
Strategy, Governance & Law	376	7.5%	Red
Corporately-held Budgets	(8)	-0.1%	Green
<b>Total General Fund</b>	<b>3,427</b>	<b>1.6%</b>	<b>Red</b>
Dedicated Schools Grant (DSG)	102	12.7%	Red
Housing Revenue Account	(320)	0.0%	Green



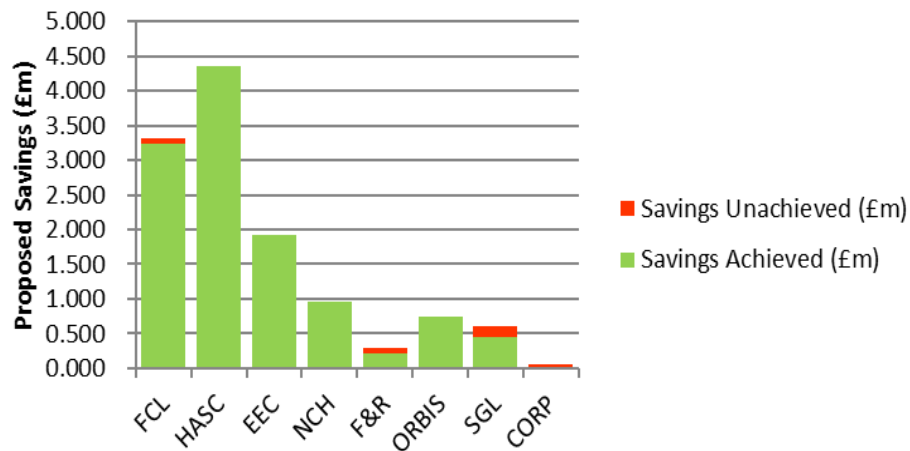
### Demand-Led Variance Compared to Overall TBM Variance



### Forecast Percentage Variance



### Savings Monitoring



### 4-Year Budget Gaps (Savings Requirement) 2016/17 to 2019/20

